



Forward thinking. Finding value.

NET ASSET VALUE	AS OF JUN 30/24
Class F	\$9.74
Current Yield (%)	4.01
Yield to Maturity (%)	6.15
Term to Maturity (years)	12.90
Effective Duration (years)	0.63
Total Net Assets of Fund	\$516.83M

### FUND FACTS

Asset Class	Alternative Absolute Return
Inception Date	September 1, 2021
Valuations / Distributions	Daily / Monthly
Risk Rating	Low

### FUND OVERVIEW

Legal Counsel	Lawson Lundell LLP
Fund Admin	CIBC Mellon
Auditor	KPMG LLP

### FUND INFO

CLASS	CODES	US CODES
Class A	PGF 2000	PGF 2001
Class F	PGF 2010	PGF 2011
Class H	PGF 2040	PGF 2041
Class I	PGF 2050	PGF 2051
	<b>MGMT FEE</b>	<b>MER before performance fee*</b>
Class A	1.80%	2.54%
Class F	0.80%	1.42%
Class H	1.50%	2.17%
Class I	0.65%	1.22%
Performance Fee	15% of the amount by which the total return of the class of units exceeds a 3% hurdle rate.	

\* MERs as at 2023-12-31

The Fund is subject to a performance fee. Please refer to penderfund.com for the 'MER including performance fee.'

### MINIMUM INVESTMENT

	INITIAL	SUBSEQUENT
Class A/F Class A/F (USD)	\$5,000	\$100
Class H/I Class H/I (USD)	\$100,000	\$100

# LIQUID ALTERNATIVE

## JUNE 2024 / CLASS F

### Pender Alternative Absolute Return Fund

The **Pender Alternative Absolute Return Fund** is a flexible, high yield focused alternative credit strategy that aims to produce positive absolute returns at all stages of the economic cycle. This low-risk strategy can be used to provide diversification benefits to clients with low correlation to traditional equity and fixed income investments.

### MONTHLY PERFORMANCE (%)

	Jan	Feb	Mar	Apr	May	Jun	Jul	Aug	Sep	Oct	Nov	Dec	YTD
2024	1.45	0.32	0.71	1.56	0.05	0.02	-	-	-	-	-	-	4.17
2023	1.52	0.91	-0.10	0.83	0.10	0.01	0.64	1.19	1.02	0.53	0.90	-0.27	7.52
2022	0.91	0.09	0.49	0.40	-0.81	-1.31	1.58	1.54	0.55	1.29	0.33	1.16	6.34
2021	-	-	-	-	-	-	-	-	1.09	0.06	0.01	1.11	-

### PERFORMANCE (%)

1 Mo.	3 Mo.	6 Mo.	1 Year	2 Year	SINCE INCEPTION	2022	2023	2024 YTD
0.0	1.6	4.2	8.4	9.3	7.2	6.3	7.5	4.2

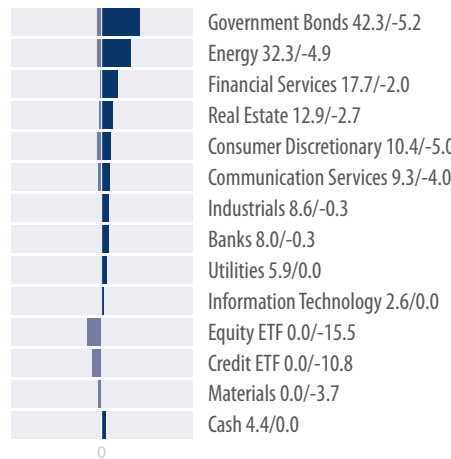
### ANNUAL PERFORMANCE (%)

### DISTRIBUTIONS (\$)

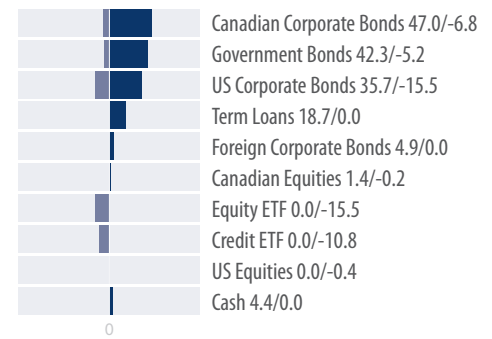
Jul 23	Aug 23	Sep 23	Oct 23	Nov 23	Dec 23	Jan 24	Feb 24	Mar 24	Apr 24	May 24	Jun 24	SINCE INCEPTION
0.06	0.06	0.04	0.07	0.07	0.32	0.11	0.06	0.05	0.06	0.07	0.05	2.23

Since inception returns and distributions are from September 2022. All returns greater than a year are annual compounded returns.

### SECTOR ALLOCATION (%) Long/Short



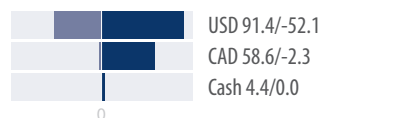
### ASSET ALLOCATION (%) Long/Short



### RESTRICTIONS (%)

	ACTUAL	LIMIT (NAV)
Gross Leverage	208.6	300
Short Sales	54.4	100

### CCY ALLOCATION (%) Long/Short



penderfund.com



## PORTFOLIO MANAGER



### JUSTIN JACOBSEN, CFA

Justin began his investing career in 2008. He spent 11 years at a highly regarded Canadian investment firm as a member of the firm's fixed income team, contributing research to the Absolute Return and High Yield Bond strategies at the company. Most recently Justin worked as a Senior Portfolio Manager at one of Canada's largest pension fund managers, responsible for managing a high-yield focused credit strategy, generating returns for the underlying pension funds. Justin's investment approach is centered around intelligent security selection across capital structures and markets, supported by active investing. He is focused on uncovering the best risk-adjusted opportunities in every market cycle and dynamically adjusts portfolio positioning to protect and grow capital. His uses strategies such as distressed credit investing, event-driven trading and capital structure arbitrage. Justin holds a BA in Honours History from Western University, an MBA in Finance from Washington State University and earned his Chartered Financial Analyst designation in 2012.

## TOP 10 HOLDINGS (Combined)

	FUND (%)
United States Treasury, 0.00%, 03-Sep-24	7.8
XHR LP, 6.38%, 15-Aug-25	7.6
Hilton Domestic Operating Company Inc., Term Loan, 03-Nov-30	7.4
SPDR S&P 500 ETF Trust	-7.2
Parkland Corporation, 4.38%, 26-Mar-29	6.4
Canadian Treasury, 0.00%, 15-Aug-24	5.7
Canadian Treasury, 0.00%, 01-Aug-24	5.7
iShares iBoxx \$ High Yield Corporate Bond ETF	-5.5
CrownRock, L.P., 5.63%, 15-Oct-25	5.3
SPDR Bloomberg Barclays High Yield Bond ETF	-5.2

### VALUE PROPOSITION

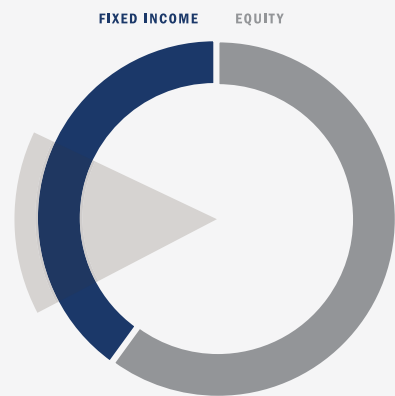
- A flexible high yield focused strategy that aims to generate returns of 7-10% per year over a market cycle.
- Ability to hedge dynamically to manage risk and isolate market inefficiencies.
- Opportunistic trading to capture idiosyncratic opportunities and new credit issuance.

### PORTFOLIO FIT

- Aims to offer stable, consistent returns with a low risk profile.
- Historically low correlation to traditional fixed income with the potential ability to protect against rising interest rates.
- An alternative to traditional fixed income.

### Alternative Fixed Income

**PENDER**  
ALTERNATIVE ABSOLUTE  
RETURN FUND



## ABOUT PENDER

Pender was founded in 2003 and is an independent, employee-owned investment firm located in Vancouver, British Columbia. Our goal is to protect and grow wealth for our investors over time. We have a talented investment team of expert analysts, security selectors and independent thinkers who actively manage our suite of differentiated investment funds, exploiting inefficient parts of the investing universe to achieve our goal.

PenderFund Capital Management Ltd.  
1830-1066 West Hastings Street,  
Vancouver, BC V6E 3X2

Toll Free: 1-866-377-4743  
Tel: (604) 688-1511 Fax: (604) 563-3199

**PENDER**

Forward thinking. Finding value.

Commissions, trailing commissions, management fees and expenses plus applicable taxes all may be associated with mutual fund investments. Please read the simplified prospectus before investing. The indicated rates of return are the historical annual compounded total returns including changes in net asset value and assumes reinvestment of all distributions and are net of all management and administrative fees, but do not take into account sales, redemption or optional charges or income taxes payable by any security holder that would have reduced returns. Mutual funds are not guaranteed, their values change frequently and past performance may not be repeated. Where the performance of a particular class of a fund is displayed, other classes are available and fees and performance may differ in those other classes. This commentary is intended for information purposes only and does not constitute an offer to buy or sell our products or services nor is it intended as investment and/or financial advice on any subject matter and is provided for your information only. Every effort has been made to ensure the accuracy of its contents.