

PENDER BALANCED

PENDER STRATEGIC GROWTH AND INCOME FUND

Know Your Product



PENDERFUND.COM

Signatory of:

 **PRI** | Principles for
Responsible
Investment

 **RIA**
Responsible Investment Association

This document contains key information you should know about Pender Strategic Growth and Income Fund. You can find more detailed information in the fund's simplified prospectus. Ask your representative for a copy, contact PenderFund Capital Management Ltd. (Pender) at 1-866-377-4743 or info@penderfund.com or visit www.penderfund.com.

Before you invest in any fund, consider how it would work with your other investments and your tolerance for risk.

Quick facts

Fund code:	PGF1010	Fund manager:	PenderFund Capital Management Ltd.
Date class started:	September 21, 2009	Portfolio manager(s):	Felix Narhi, CFA, Geoff Castle, PenderFund Capital Management Ltd.
Total value of the fund on April 30, 2023:	\$33.8 million	Distributions:	Net income quarterly; net capital gains annually. Automatically reinvested in additional units; cash upon request.
Management expense ratio (MER):	1.28%	Minimum investment:	\$5,000 initial, \$100 additional

What does the fund invest in?

The fund invests primarily in a diversified portfolio of Canadian and foreign equities, corporate bonds, Canadian and foreign government bonds, and exchange traded funds which track sector or broad market indices. It is designed to provide both moderate income and portfolio growth over the long-term, while being sufficiently diversified to mitigate volatility.

The charts below give you a snapshot of the fund's investments on April 30, 2023. The fund's investments will change.

Top 10 investments - (April 30, 2023)

1. Pender Corporate Bond Fund	35.6%
2. Pender Small Cap Opportunities Fund	6.8%
3. Burford Capital Limited	4.5%
4. Pender Alternative Absolute Return Fund	4.1%
5. KKR & Co. Inc.	3.8%
6. Exor N.V.	3.5%
7. Onex Corporation	3.5%
8. Brookfield Corporation	3.2%
9. ARC Resources Ltd.	3.1%
10. Altius Renewable Royalties Corp.	2.7%
Total percentage of top 10 investments	70.8%
Total number of investments	43

Investment mix - (April 30, 2023)

Mutual Funds	49.1%
Financial Services	21.5%
Industrials	6.7%
Energy	5.5%
Communication Services	3.6%
Information Technology	3.5%
Real Estate	3.3%
Utilities	2.7%
Consumer Discretionary	1.8%
Materials	1.7%
Insurance	1.3%
Cash	-0.7%

How risky is it?

The value of the fund can go down as well as up. You could lose money. One way to gauge risk is to look at how much a fund's returns change over time. This is called "volatility".

In general, funds with higher volatility will have returns that change more over time. They typically have a greater chance of losing money and may have a greater chance of higher returns. Funds with lower volatility tend to have returns that change less over time. They typically have lower returns and may have a lower chance of losing money.

Risk rating

Pender has rated the volatility of Class F of the fund as medium.

This rating is based on how much the fund's returns have changed from year to year. It doesn't tell you how volatile the fund will be in the future. The rating can change over time. A fund with a low risk rating can still lose money.

Low	Low to Medium	Medium	Medium to High	High
-----	---------------	---------------	----------------	------

For more information about the risk rating and specific risks that can affect the fund's returns, see the section titled "What is a Mutual Fund and What are the Risks of Investing in a Mutual Fund" in the fund's simplified prospectus.

No guarantees

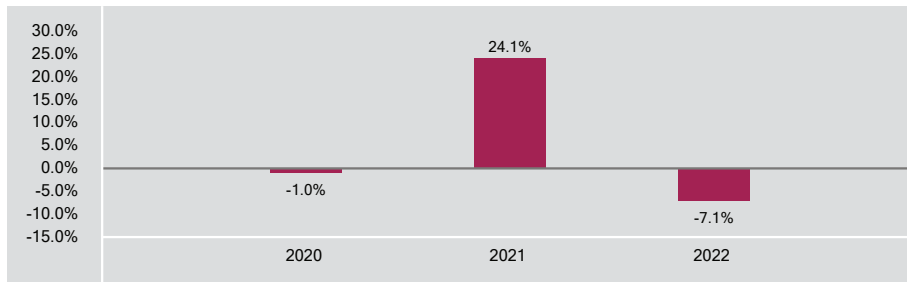
Like most mutual funds, this fund doesn't have any guarantees. You may not get back the amount of money you invest.

How has the fund performed?

This section tells you how Class F units of the fund have performed over the past 3 calendar years. Returns are after expenses have been deducted. These expenses reduce the fund's returns.

YEAR-BY-YEAR RETURNS

This chart shows how Class F units of the fund have performed in each of the past 3 calendar years. The fund dropped in value in 2 of the 3 calendar years. The range of returns and change from year to year can help you assess how risky the fund has been in the past. It does not tell you how the fund will perform in the future.



BEST and WORST 3-MONTH RETURNS

This table shows the best and worst returns for Class F units of the fund in a 3-month period over the past 3 years. The best and worst 3-month returns could be higher or lower in the future. Consider how much of a loss you could afford to take in a short period of time.

	Return	3 months ended	If you invested \$1,000 at the beginning of the period
Best return	19.6%	January 31, 2021	Your investment would rise to \$1,196.
Worst return	-7.8%	June 30, 2022	Your investment would drop to \$922.

AVERAGE RETURN

The annual compounded return of Class F units of the fund was 6.0% since inception. If you had invested \$1,000 in the fund since inception, your investment would be now worth \$1,216.

Who is this fund for?

This fund is suitable for investors who want to maximize the long-term potential growth of their capital. Investors in this fund should have a long-term investment time horizon and a medium tolerance for investment risk. This fund is not suitable for those with a low tolerance for risk in their returns or for those who have a short or medium time horizon for their investment.

A word about tax

In general, you pay income tax on your share of the fund's earnings and on any gains you realize from redeeming your investment. The amount of tax depends on the tax rules and rates that apply to you, and whether you hold the fund in a registered plan, such as an RRSP or TFSA.

Keep in mind that if you hold your fund in a non-registered account, fund distributions are included in your taxable income, whether you get them in cash or have them reinvested.

How much does it cost?

The following tables show the fees and expenses you could pay to buy, own and sell Class F units of the fund. The fees and expenses – including any commissions – can vary among classes of a fund and among funds. Higher commissions can influence representatives to recommend one investment over another. Ask about other funds and investments that may be suitable for you at a lower cost.

1. SALES CHARGES

There are no sales charges for Class F units of the fund.

2. FUND EXPENSES

You don't pay these expenses directly. They affect you because they reduce the fund's returns. As of December 31, 2022, the expenses of Class F were 1.30% of the value of this class. This equals \$13.00 for every \$1,000 invested.

	Annual rate (as a % of the class' value)
Management expense ratio (MER)	1.28%
This is the total of the fund's management fee (including, if applicable, the trailing commission) and administration fee.	
Trading expense ratio (TER)	0.02%
These are the fund's trading costs for this class.	
Fund expenses	1.30%

More about the trailing commission

No trailing commission is paid by Pender to your representative's firm in respect of Class F securities.

3. OTHER FEES

You may have to pay other fees when you buy, hold, sell or switch units of the fund.

Fee	What you pay
Short-term trading fee	You may be charged up to 2.00% of the value of units you sell or switch within 30 days of buying them. This fee goes to the fund.
Switch fee	Your representative's firm may charge you up to 2.00% of the value of units you switch to another class of the fund or to another fund managed by Pender.
Fee-based account fee	You may pay a fee-based account fee, which is negotiated between you and your representative, and paid directly to your representative's firm. Investors who purchase this class of the fund generally participate in an eligible fee-based program with their representative's firm.

What if I change my mind?

Under the securities law in some provinces and territories, you have the right to:

- withdraw from an agreement to buy mutual fund units within two business days after you receive a simplified prospectus or Fund Facts document; or
- cancel your purchase within 48 hours after you receive confirmation of the purchase.

In some provinces and territories, you will also have the right to cancel a purchase, or in some jurisdictions, claim damages, if the simplified prospectus, annual information form, Fund Facts document; or financial statements contain a misrepresentation. You must act within the time limit set by the securities law in your province or territory.

For more information, see the securities law of your province or territory or ask a lawyer.

For more information

Contact Pender or your representative for a copy of the fund's simplified prospectus and other disclosure documents. These documents and the Fund Facts make up the fund's legal documents, which can be found on our website at www.penderfund.com or on the SEDAR website at www.sedar.com.

PenderFund Capital Management Ltd.
1066 W. Hastings St., Suite 1830
Vancouver, BC V6E 3X2
Toll Free: 1-866-377-4743
Fax: 604-563-3199
Email: info@penderfund.com
www.penderfund.com

To learn more about investing in mutual funds, see the brochure **Understanding mutual funds**, which is available on the website of the Canadian Securities Administrators at www.securities-administrators.ca.



Forward thinking. Finding value.

March 2024 / CLASS F

BALANCED

Pender Strategic Growth and Income Fund

NET ASSET VALUE	AS OF Mar 31/24
Class F	\$8.85
Current Yield (%)	2.99
Fund Beta	0.60
Active Share (%)	80.34
Total Holdings	46
Total Net Assets of Fund	\$49.32 Million

FUND FACTS

Asset Class	Growth and Income Fund
Fund Inception	December 2019
Valuations	Daily
Eligibility	Canada-wide Registered Plans
Distributions	DRIP Quarterly Cash Optional

FUND INFO

	CODES
Class A	PGF 1000
Class F	PGF 1010
Class H	PGF 1040
Class I	PGF 1050

FUND INFO

	MGMT FEE	MER*
Class A	1.70%	2.35%
Class F	0.70%	1.28%
Class H	1.40%	2.02%
Class I	0.55%	1.11%

*MERs as at 2023-12-31.

MINIMUM INVESTMENT

	Initial Investment	Subsequent Investment
Class A	\$5,000	\$100
Class F	\$5,000	\$100
Class H	\$100,000	\$100
Class I	\$100,000	\$100

FIRM OVERVIEW

Legal Counsel	Lawson Lundell LLP
Fund Admin	CIBC Mellon
Auditor	KPMG LLP

The Pender Strategic Growth and Income Fund (formerly Pender Enhanced Income Fund)* is a diversified balanced fund. It aims to generate long-term growth and income by investing in a portfolio of equities and fixed income which may vary depending on market conditions. The Fund makes allocations across Pender's investment lineup, specifically, the Fund invests in Pender's fixed income and equity funds which aim for best-in-class results. It may also allocate up to 10% of its net assets to a range of Pender's liquid alternative funds to further diversify the portfolio. Alongside these holdings the fund will have equity exposures that are typically investments in All-Cap Canadian and U.S. companies, with an emphasis on businesses that generate stable or growing cash distributions to shareholders and further diversify and complement the existing holdings within the fund.

PERFORMANCE (%)

1 Mo.	3 Mo.	6 Mo.	1 Yr.	3 Yr.	SINCE INCEPTION
3.1	7.1	15.3	18.8	6.4	8.9

ANNUAL PERFORMANCE (%)

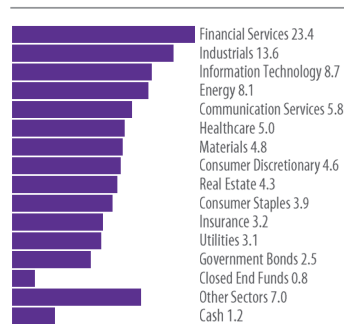
2020	2021	2022	2023	2024 YTD
-1.0	24.1	-7.1	13.4	7.1

DISTRIBUTION (\$)


Jan 23	Feb 23	Mar 23	Apr 23	May 23	Dec 23	Mar 24	SINCE INCEPTION
0.05	0.03	0.03	0.03	0.03	0.11	0.04	1.45

Since Inception returns and distributions are from Dec 2019. All returns greater than a year are annual compounded returns.

SECTOR ALLOCATION (%)



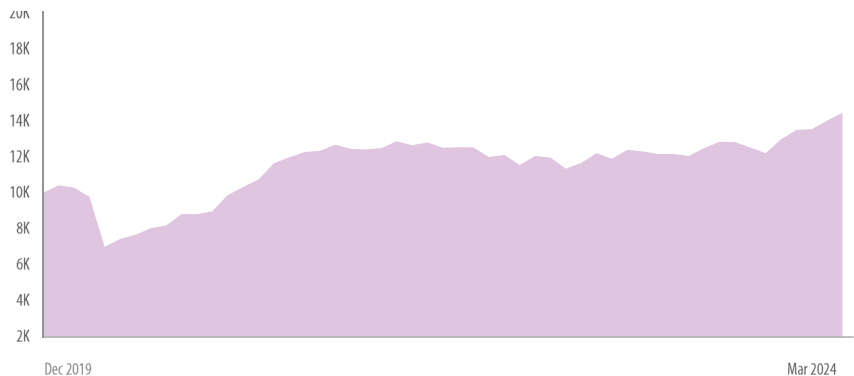
ASSET ALLOCATION (%)



CURRENCY ALLOCATION (%)



GROWTH OF \$10K



*Effective June 23, 2023, the Pender Strategic Growth and Income Fund merged with the Pender Enhanced Income Fund. After the Merger, the name of the Pender Enhanced Income Fund was changed to Pender Strategic Growth and Income Fund.

TOP 10 HOLDINGS

Pender Corporate Bond Fund PGF 530	The Pender Corporate Bond Fund is an income fund that is both conservatively managed to preserve capital, as well as opportunistic to generate returns.
Pender Small Cap Opportunities Fund PGF 340	The Pender Small Cap Opportunities Fund is an opportunistic, concentrated portfolio. The Fund is focused on undervalued small and microcap companies predominantly in Canada.
Pender Alternative Absolute Return Fund PGF 2030	The Pender Alternative Absolute Return Fund is a flexible, high yield focused alternative credit strategy that aims to produce positive absolute returns at all stages of the economic cycle.
Exor N.V. IQT412183219	Exor N.V., together with its subsidiaries, engages in the luxury goods, automotive, agricultural and construction equipment, commercial vehicles, and professional football businesses worldwide.
Burford Capital Limited NYSE: BUR	Burford Capital Limited provides legal finance products and services worldwide.
KKR & Co. Inc. NYSE: KKR	KKR & Co. Inc. is a private equity and real estate investment firm specializing in direct and fund of fund investments.
Brookfield Corporation TSX: BN	Brookfield Corporation is an alternative asset manager and REIT/Real Estate Investment Manager firm focuses on real estate, renewable power, infrastructure and venture capital and private equity assets.
Onex Corporation TSX: ONEX	Onex Corporation is a private equity firm specializing in acquisitions and platform acquisitions.
Aecon Group Inc. TSX: ARE	Aecon Group Inc., together with its subsidiaries, provide construction and infrastructure development services to private and public sector clients in Canada, the United States, and internationally.
Trisura Group Ltd. TSX: TSU	Trisura Group Ltd., a specialty insurance company, operates in the surety, risk solutions, corporate insurance, and reinsurance businesses in Canada, the United States, and internationally.

Source: Capital IQ

ABOUT PENDER

Pender was founded in 2003 and is an independent, employee-owned investment firm located in Vancouver, British Columbia. Our goal is to protect and grow wealth for our investors over time. We have a talented investment team of expert analysts, security selectors and independent thinkers who actively manage our suite of differentiated investment funds, exploiting inefficient parts of the investing universe to achieve our goal.

PORTFOLIO MANAGER(S)

FELIX NARHI, CFA
Mr. Narhi is Chief Investment Officer and a Portfolio Manager at PenderFund. He began his investing career in 1999 and advocates a business-like approach to investing. Sound investing is the process of determining the value underlying a security and then buying it at a considerable discount to that value. The greatest challenge is to maintain the necessary balance between patience and discipline to buy only when prices are attractive and to sell when they are dear. Mr. Narhi holds a Bachelor of Commerce degree from the University of British Columbia. He earned his CFA designation in 2003 and is a member of CFA Society Vancouver.

GEOFF CASTLE, MBA
Mr. Castle began his investing career in 2000 and has experience in both public mutual funds and proprietary investment fund management for ultra-high net worth individuals. His background also includes more than five years of industry experience in trade credit and general corporate management. As a fixed income manager, his focus has been on seeking enhanced yield opportunities in situations where substantial margins of safety exist. Mr. Castle holds a Bachelor of Arts degree from UBC and an MBA from the Richard Ivey School of Business at the University of Western Ontario. He is a member of the CFA Institute.

PenderFund Capital Management Ltd.
1830-1066 West Hastings, Street
Vancouver, BC V6E 3X2

Toll Free: 1-866-377-4743
Tel: (604) 688-1511 Fax: (604) 563-3199

PENDER

Forward thinking. Finding value.

Commissions, trailing commissions, management fees and expenses plus applicable taxes all may be associated with mutual fund investments. Please read the simplified prospectus before investing. The indicated rates of return are the historical annual compounded total returns including changes in net asset value and assumes reinvestment of all distributions and are net of all management and administrative fees, but do not take into account sales, redemption or optional charges or income taxes payable by any security holder that would have reduced returns. Mutual funds are not guaranteed, their values change frequently and past performance may not be repeated. Where the performance of a particular class of a fund is displayed, other classes are available and fees and performance may differ in those other classes. This commentary is intended for information purposes only and does not constitute an offer to buy or sell our products or services nor is it intended as investment and/or financial advice on any subject matter and is provided for your information only. Every effort has been made to ensure the accuracy of its contents. © Copyright PenderFund Capital Management Ltd. All rights reserved. Mar 31/24.

Pender Strategic Growth and Income Fund

Additional Fund Information
Class F, March 31, 2024

NAV PER UNIT	
Class A	\$8.35
Class F	\$8.85
Class H	\$11.49
Class I	\$11.76

TOP 10 HOLDINGS		66.3%
Pender Corporate Bond Fund		31.8%
Pender Small Cap Opportunities Fund		7.8%
Pender Alternative Absolute Return Fund		5.0%
Exor N.V.		4.4%
Burford Capital Limited		3.8%
KKR & Co. Inc.		3.8%
Brookfield Corporation		2.8%
Onex Corporation		2.4%
Aecon Group Inc.		2.3%
Trisura Group Ltd.		2.2%

SUPPLEMENTAL INFORMATION	
Alpha	-0.02
Beta	1.39
Correlation	0.75
Sharpe	0.39
Standard Deviation	18.51
Up Capture	57
Down Capture	80

COUNTRY OF DOMICILE	
Mutual Funds	46.6%
United States	24.1%
Canada	22.4%
International	6.1%
Cash	0.8%

Supplemental Information Statistics are calculated based on class A units of the fund since the fund's inception date. The actual results for class F units should be substantially similar to above units.

Supplemental statistics are calculated using a blended benchmark: 50% FTSE TMX Canada Bond Universe Index; 35% S&P/TSX; 15% S&P500 (CAD).



Felix Narhi, CFA

Chief Investment Officer & Portfolio Manager

Felix Narhi is the Chief Investment Officer and a Portfolio Manager at Pender. Felix spent over nine years at an independent and value-oriented investment firm in Vancouver before joining Pender in 2013. Felix advocates for a business-like approach to investing, determining the value underlying a security and then buying it at a considerable discount to that value. He sees the greatest challenge as maintaining the necessary balance between patience, emotional fortitude and discipline to only buy when prices are attractive and to sell when they are dear. Felix holds a Bachelor of Commerce degree from the University of British Columbia and earned his CFA designation in 2003.




Geoff Castle

Lead Portfolio Manager of Pender's Fixed Income Portfolios

Geoff Castle is the Lead Portfolio Manager of Pender's Fixed Income portfolios, having managed the award-winning Pender Corporate Bond Fund since September 2015. Geoff's career as a professional investor spans two decades and includes experience in both public mutual funds and proprietary investment fund management for ultra-high net worth individuals. His area of expertise is in fundamental business analysis and valuation which he applies to credit markets to find enhanced yield or price appreciation opportunities in situations where substantial margins of safety exist. Geoff holds a Bachelor of Arts degree from UBC and a Master of Business Administration from the Richard Ivey School of Business at the University of Western Ontario.

SHORTCUTS TO OUR

Latest Updates



News

[READ HERE](#)




Podcasts

[LISTEN HERE](#)



Commentaries

[READ HERE](#)



Articles

[READ HERE](#)



For More Information



Ben Myers
Regional Vice President
Ontario
+1 647 203 2736
bmyers@penderfund.com



Patrick Hogan
Regional Vice President
Alberta & Manitoba
+1 780 850 4999
phogan@penderfund.com



Lucy Nair
Manager
Inside Sales
+1 778 945 1147
lnair@penderfund.com



Georgia Cleland
Business Development Manager
Ontario
+1 437 423 7039
gcleland@penderfund.com



Rupina Baek
Business Development Manager
BC & Saskatchewan
+1 778 681 0710
rbaek@penderfund.com



Ian Collins
Vice President
Business Development
+1 604 219 9598
icollins@penderfund.com



Josh Rowland, CFA
Regional Vice President
Ontario
+1 905 439 0369
jrowland@penderfund.com



Laurent Galarneau
Regional Vice President
Quebec
+1 514 835 8423
lgalarneau@penderfund.com



Sara Embury
Regional Vice President
BC & Saskatchewan
+1 604 630 5450
sembury@penderfund.com



Michael Young, CFA
Regional Sales Manager
Southwest Ontario
+1 437 238 4589
myoung@penderfund.com



Matthew MacDonald
Business Development Manager
BC & Calgary
+1 778 628 0534
mmacdonald@penderfund.com





Pender was founded in 2003 and is an independent, employee-owned investment firm located in Vancouver, British Columbia.

Our goal is to protect and grow wealth for our investors over time. We have a talented investment team of expert analysts, security selectors and independent thinkers who actively manage our suite of differentiated investment funds, exploiting inefficient parts of the investing universe to achieve our goal.

This brochure is subject to the Disclaimer found here: www.penderfund.com/disclaimer

Standard Performance Data for Pender Funds may be found here:

Equity Funds: www.penderfund.com/equity

Fixed Income Funds: www.penderfund.com/fixed-income

Balanced Funds: www.penderfund.com/balanced

Liquid Alternative Funds: www.penderfund.com/liquid-alternative-funds

Standard Performance Information for Funds that have been launched within the last 12 months will be available one year after inception.

For more information on Pender Ventures please visit: www.penderventures.com

© Copyright PenderFund Capital Management Ltd. All rights reserved.

