

# PENDER FIXED INCOME

---

PENDER BOND UNIVERSE FUND

## Know Your Product



*Signatory of:*

[PENDERFUND.COM](http://PENDERFUND.COM)

 **PRI** | Principles for  
Responsible  
Investment

  
Responsible Investment Association

This document contains key information you should know about Pender Bond Universe Fund. You can find more detailed information in the fund's simplified prospectus. Ask your representative for a copy, contact PenderFund Capital Management Ltd. (Pender) at 1-866-377-4743 or info@penderfund.com or visit www.penderfund.com.

**Before you invest in any fund, consider how it would work with your other investments and your tolerance for risk.**

### Quick facts

<b>Fund code:</b>	PGF1410	<b>Fund manager:</b>	PenderFund Capital Management Ltd.
<b>Date class started:</b>	January 17, 2020	<b>Portfolio manager(s):</b>	Geoff Castle, Emily Wheeler, CFA PenderFund Capital Management Ltd.
<b>Total value of the fund on April 30, 2023:</b>	\$70.7 million	<b>Distributions:</b>	Net income monthly; net capital gains annually. Automatically reinvested in additional units; cash upon request.
<b>Management expense ratio (MER):</b>	0.67%	<b>Minimum investment:</b>	\$5,000 initial, \$100 additional

### What does the fund invest in?

The fund invests primarily in investment grade fixed income securities. This, however, does not preclude the fund from making equity investments when the portfolio advisor deems the risk/reward trade-off to be in the investors' favour.

The charts below give you a snapshot of the fund's investments on April 30, 2023. The fund's investments will change.

#### Top 10 investments - (April 30, 2023)

1. Pender Corporate Bond Fund	19.4%
2. Government of Canada, 2.250%, 01-Jun-29	4.8%
3. McDonald's Corporation, 3.125%, 04-Mar-25	4.7%
4. Brookfield Renewable Partners ULC, 4.250%, 15-Jan-29	4.3%
5. Cameco Corporation, 2.950%, 21-Oct-27	3.8%
6. VeriSign, Inc., 4.750%, 15-Jul-27	3.8%
7. Ontario Power Generation Inc., 2.893%, 08-Apr-25	3.4%
8. PepsiCo, Inc., 2.150%, 06-May-24	3.4%
9. Waste Management of Canada Corporation, 2.600%, 23-Sep-26	3.3%
10. Bell Canada, Inc., 3.000%, 17-Mar-31	3.3%
<b>Total percentage of top 10 investments</b>	<b>54.2%</b>
<b>Total number of investments</b>	<b>35</b>

#### Investment mix - (April 30, 2023)

Mutual Funds	19.4%
Government Bonds	13.7%
Consumer Staples	9.6%
Industrials	9.3%
Utilities	8.6%
Insurance	7.0%
Communication Services	6.0%
Information Technology	5.1%
Consumer Discretionary	4.8%
Energy	3.8%
Cash	3.8%
Banks	3.7%
Financial Services	3.2%
Real Estate	2.0%

### How risky is it?

The value of the fund can go down as well as up. You could lose money. One way to gauge risk is to look at how much a fund's returns change over time. This is called "volatility".

In general, funds with higher volatility will have returns that change more over time. They typically have a greater chance of losing money and may have a greater chance of higher returns. Funds with lower volatility tend to have returns that change less over time. They typically have lower returns and may have a lower chance of losing money.

### Risk rating

**Pender has rated the volatility of Class F of the fund as low.**

This rating is based on how much the fund's returns have changed from year to year. It doesn't tell you how volatile the fund will be in the future. The rating can change over time. A fund with a low risk rating can still lose money.

Low	Low to Medium	Medium	Medium to High	High
-----	---------------	--------	----------------	------

For more information about the risk rating and specific risks that can affect the fund's returns, see the section titled "What is a Mutual Fund and What are the Risks of Investing in a Mutual Fund" in the fund's simplified prospectus.

### No guarantees

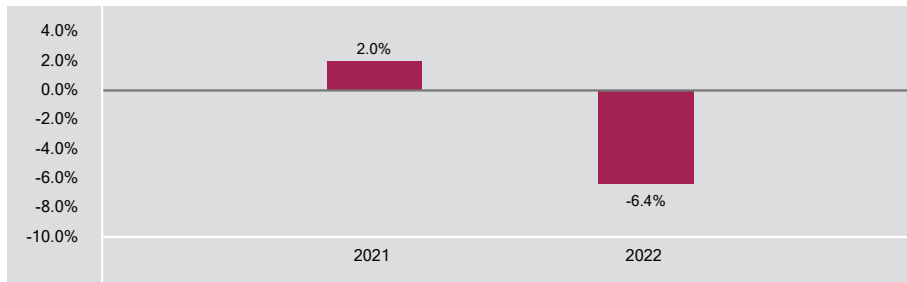
Like most mutual funds, this fund doesn't have any guarantees. You may not get back the amount of money you invest.

## How has the fund performed?

This section tells you how Class F units of the fund have performed over the past 2 calendar years. Returns are after expenses have been deducted. These expenses reduce the fund's returns.

### YEAR-BY-YEAR RETURNS

This chart shows how Class F units of the fund have performed in each of the past 2 calendar years. The fund dropped in value in 1 of the 2 calendar years. The range of returns and change from year to year can help you assess how risky the fund has been in the past. It does not tell you how the fund will perform in the future.



### BEST and WORST 3-MONTH RETURNS

This table shows the best and worst returns for Class F units of the fund in a 3-month period over the past 2 years. The best and worst 3-month returns could be higher or lower in the future. Consider how much of a loss you could afford to take in a short period of time.

	Return	3 months ended	If you invested \$1,000 at the beginning of the period
<b>Best return</b>	3.0%	January 31, 2023	Your investment would rise to \$1,030.
<b>Worst return</b>	-3.9%	April 30, 2022	Your investment would drop to \$961.

### AVERAGE RETURN

The annual compounded return of Class F units of the fund was 1.3% since inception. If you had invested \$1,000 in the fund since inception, your investment would be now worth \$1,042.

### Who is this fund for?

This fund is suitable for investors who want to maximize the long-term growth potential of their capital. Investors in this fund should have a long-term investment time horizon and a low tolerance for investment risk. This fund is not suitable for those who have a short or medium time horizon for their investment.

### A word about tax

In general, you pay income tax on your share of the fund's earnings and on any gains you realize from redeeming your investment. The amount of tax depends on the tax rules and rates that apply to you, and whether you hold the fund in a registered plan, such as an RRSP or TFSA.

Keep in mind that if you hold your fund in a non-registered account, fund distributions are included in your taxable income, whether you get them in cash or have them reinvested.

## How much does it cost?

The following tables show the fees and expenses you could pay to buy, own and sell Class F units of the fund. The fees and expenses – including any commissions – can vary among classes of a fund and among funds. Higher commissions can influence representatives to recommend one investment over another. Ask about other funds and investments that may be suitable for you at a lower cost.

### 1. SALES CHARGES

There are no sales charges for Class F units of the fund.

### 2. FUND EXPENSES

You don't pay these expenses directly. They affect you because they reduce the fund's returns. As of December 31, 2022, the expenses of Class F were 0.68% of the value of this class. This equals \$6.80 for every \$1,000 invested.

	<b>Annual rate (as a % of the class' value)</b>
<b>Management expense ratio (MER)</b> This is the total of the fund's management fee (including, if applicable, the trailing commission) and administration fee.	0.67%
<b>Trading expense ratio (TER)</b> These are the fund's trading costs for this class.	0.01%
<b>Fund expenses</b>	0.68%

#### More about the trailing commission

No trailing commission is paid by Pender to your representative's firm in respect of Class F securities.

### 3. OTHER FEES

You may have to pay other fees when you buy, hold, sell or switch units of the fund.

<b>Fee</b>	<b>What you pay</b>
<b>Short-term trading fee</b>	You may be charged up to 2.00% of the value of units you sell or switch within 30 days of buying them. This fee goes to the fund.
<b>Switch fee</b>	Your representative's firm may charge you up to 2.00% of the value of units you switch to another class of the fund or to another fund managed by Pender.
<b>Fee-based account fee</b>	You may pay a fee-based account fee, which is negotiated between you and your representative, and paid directly to your representative's firm. Investors who purchase this class of the fund generally participate in an eligible fee-based program with their representative's firm.

## What if I change my mind?

Under the securities law in some provinces and territories, you have the right to:

- withdraw from an agreement to buy mutual fund units within two business days after you receive a simplified prospectus or Fund Facts document; or
- cancel your purchase within 48 hours after you receive confirmation of the purchase.

In some provinces and territories, you will also have the right to cancel a purchase, or in some jurisdictions, claim damages, if the simplified prospectus, annual information form, Fund Facts document; or financial statements contain a misrepresentation. You must act within the time limit set by the securities law in your province or territory.

For more information, see the securities law of your province or territory or ask a lawyer.

## For more information

Contact Pender or your representative for a copy of the fund's simplified prospectus and other disclosure documents. These documents and the Fund Facts make up the fund's legal documents, which can be found on our website at [www.penderfund.com](http://www.penderfund.com) or on the SEDAR website at [www.sedar.com](http://www.sedar.com).

PenderFund Capital Management Ltd.  
1066 W. Hastings St., Suite 1830  
Vancouver, BC V6E 3X2  
Toll Free: 1-866-377-4743  
Fax: 604-563-3199  
Email: [info@penderfund.com](mailto:info@penderfund.com)  
[www.penderfund.com](http://www.penderfund.com)

To learn more about investing in mutual funds, see the brochure **Understanding mutual funds**, which is available on the website of the Canadian Securities Administrators at [www.securities-administrators.ca](http://www.securities-administrators.ca).



Forward thinking. Finding value.

# FIXED INCOME

March 2024 / CLASS F

## Pender Bond Universe Fund

NET ASSET VALUE	AS OF Mar 31/24
Class F	\$9.49
Current Yield (%)	4.12
Yield to Maturity (%)	5.39
Term to Maturity (years)	6.44
Modified Duration (years)	4.76
Total Holdings	29
Total Net Assets of Fund	\$65.70 Million

### FUND FACTS

Asset Class	Fixed Income Securities
Fund Inception	January 2020
Valuations	Daily
Eligibility	Canada-wide Registered Plans
Distributions	DRIP Monthly Cash Optional

### FUND INFO

	CODES	US CODES
Class A	PGF 1400	-
Class F	PGF 1410	PGF 1411

### FUND INFO

	MGMT FEE	MER*
Class A	0.60%	1.18%
Class F	0.10%	0.65%

\*MERs as at 2023-12-31.

### MINIMUM INVESTMENT

	Initial Investment	Subsequent Investment
Class A	\$5,000	\$100
Class F	\$5,000	\$100

### FUND OVERVIEW

Legal Counsel	Lawson Lundell LLP
Fund Admin	CIBC Mellon
Auditor	KPMG LLP

The Pender Bond Universe Fund is an income fund with an investment grade focus. The objective of the Fund is to preserve capital and generate returns through current income and capital appreciation. The Fund invests primarily in investment grade fixed income securities. However this does not preclude the Fund from making equity investments when the Portfolio Advisor deems the risk/reward trade-off to be in the investors' favor.

### PERFORMANCE (%)

1 Mo.	3 Mo.	6 Mo.	1 Yr.	3 Yr.	SINCE INCEPTION
1.5	1.1	7.5	6.1	1.1	2.3

### ANNUAL PERFORMANCE (%)

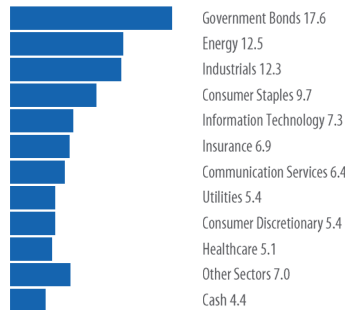
2021	2022	2023	2024 YTD
2.0	-6.4	6.9	1.1

### DISTRIBUTIONS (\$)

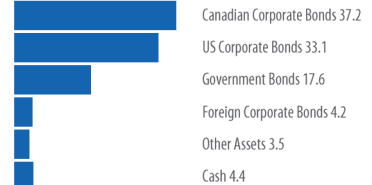
Sep 23	Oct 23	Nov 23	Dec 23	Jan 24	Feb 24	Mar 24	SINCE INCEPTION
0.03	0.03	0.03	0.02	0.03	0.02	0.03	1.43

Since Inception returns and distributions are from Jan 2020. All returns greater than a year are annual compounded returns.

### SECTOR ALLOCATION (%)



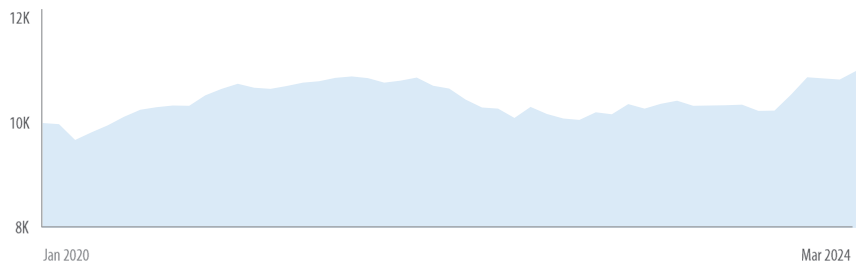
### ASSET ALLOCATION (%)



### CURRENCY ALLOCATION (%)



### GROWTH OF \$10K



## TOP 10 HOLDINGS

Pender Corporate Bond Fund	The Pender Corporate Bond Fund is an income fund that is both conservatively managed to preserve capital, as well as opportunistic to generate returns.
Government of Canada, 2.250%, 01-Jun-29	Government of Canada Bond.
VeriSign, Inc., 4.750%, 15-Jul-27	VeriSign, Inc., together with its subsidiaries, provides domain name registry services and internet infrastructure that enables internet navigation for various recognized domain names worldwide.
Cameco Corporation, 2.950%, 21-Oct-27	Cameco Corporation provides uranium for the generation of electricity.
McDonald's Corporation, 3.125%, 04-Mar-25	McDonald's Corporation operates and franchises restaurants under the McDonald's brand in the United States and internationally.
Waste Management of Canada Corporation, 2.600%, 23-Sep-26	Waste Management of Canada Corporation provides waste management services and environmental solutions for municipal, commercial, and industrial customers in the United States and Canada.
Fairfax Financial Holdings Limited, 4.700%, 16-Dec-26	Fairfax Financial Holdings Limited, through its subsidiaries, provides property and casualty insurance and reinsurance, and investment management services in the United States, Canada, Asia, and internationally.
Government of Canada, 2.750%, 01-Jun-33	Government of Canada Bond.
PepsiCo, Inc., 2.150%, 06-May-24	PepsiCo, Inc. engages in the manufacture, marketing, distribution, and sale of various beverages and convenient foods worldwide.
Occidental Petroleum Corporation, 4.100%, 15-Feb-47	Occidental Petroleum Corporation, together with its subsidiaries, engages in the acquisition, exploration, and development of oil and gas properties in the United States, the Middle East, and North Africa.

Source: Capital IQ

## ABOUT PENDER

Pender was founded in 2003 and is an independent, employee-owned investment firm located in Vancouver, British Columbia. Our goal is to protect and grow wealth for our investors over time. We have a talented investment team of expert analysts, security selectors and independent thinkers who actively manage our suite of differentiated investment funds, exploiting inefficient parts of the investing universe to achieve our goal.

## PORTFOLIO MANAGER(S)

GEOFF CASTLE, MBA

Mr. Castle began his investing career in 2000 and has experience in both public mutual funds and proprietary investment fund management for ultra-high net worth individuals. His background also includes more than five years of industry experience in trade credit and general corporate management. As a fixed income manager, his focus has been on seeking enhanced yield opportunities in situations where substantial margins of safety exist. Mr. Castle holds a Bachelor of Arts degree from UBC and an MBA from the Richard Ivey School of Business at the University of Western Ontario. He is a member of the CFA Institute.

EMILY WHEELER, CFA

Ms. Wheeler joined Pender in 2019. She began her career in 2004 at a Vancouver-based investment management firm focused on mandates including value, fixed income, growth, and alternative strategies where she gained valuable experience with a variety of asset classes and strategies and most recently held the title of Portfolio Manager on the firm's value and high yield teams. Emily holds a Bachelor of Arts degree from the University of British Columbia. She obtained her Chartered Financial Analyst designation in 2010. Ms. Wheeler is a Portfolio Manager working on the Pender Corporate Fund and the Pender Bond Universe Fund.

PenderFund Capital Management Ltd.  
1830-1066 West Hastings, Street  
Vancouver, BC V6E 3X2

Toll Free: 1-866-377-4743  
Tel: (604) 688-1511 Fax: (604) 563-3199

**PENDER**

Forward thinking. Finding value.

Commissions, trailing commissions, management fees and expenses all may be associated with mutual fund investments. Please read the simplified prospectus before investing. The indicated rates of return are the historical annual compounded total returns including changes in net asset value and assumes reinvestment of all distributions and are net of all management and administrative fees, but do not take into account sales, redemption or optional charges or income taxes payable by any security holder that would have reduced returns. Mutual funds are not guaranteed, their values change frequently and past performance may not be repeated. This commentary is intended for information purposes only and does not constitute an offer to buy or sell our products or services nor is it intended as investment and/or financial advice on any subject matter and is provided for your information only. Every effort has been made to ensure the accuracy of its contents. © Copyright PenderFund Capital Management Ltd. All rights reserved. Mar 31/24.



# Pender Bond Universe Fund

Additional Fund Information  
Class F, March 31, 2024

NAV PER UNIT	
Class A	\$9.49
Class F	\$9.49
Class F (US\$)	\$10.22

COUNTRY OF DOMICILE	
Canada	51.2%
United States	39.8%
International	4.6%
Cash	4.4%

SUPPLEMENTAL INFORMATION	
Alpha	-1.06
Beta	0.56
Correlation	0.87
Sharpe	-0.05
Standard Deviation	4.27
Up Capture	24
Down Capture	28

BOND RATINGS	% OF FUND	% OF BONDS
AAA	18%	19%
AA	2%	2%
A	21%	22%
BBB	33%	37%
Below BBB-	10%	10%
Unrated	9%	10%
Canadian Equities	1%	
US Equities	1%	
Foreign Equities	0%	
Closed End Funds	1%	
Cash	4%	

TERM TO MATURITY	% OF FUND	% OF BONDS
Less than 1 year	12%	13%
1-5 years	45%	48%
5-10 years	24%	26%
10-20 years	1%	1%
More than 20 years	11%	12%
Non fixed income	7%	

TOP 10 HOLDINGS	55.9%
Pender Corporate Bond Fund	22.7%
Government of Canada, 2.250%, 01-Jun-29	5.0%
VeriSign, Inc., 4.750%, 15-Jul-27	4.1%
Cameco Corporation, 2.950%, 21-Oct-27	3.8%
McDonald's Corporation, 3.125%, 04-Mar-25	3.7%
Waste Management of Canada Corp., 2.600%, 23-Sep-26	3.6%
Fairfax Financial Holdings Limited, 4.700%, 16-Dec-26	3.3%
Government of Canada, 2.750%, 01-Jun-33	3.3%
PepsiCo, Inc., 2.150%, 06-May-24	3.3%
Occidental Petroleum Corporation, 4.100%, 15-Feb-47	3.1%

Supplemental Information Statistics are calculated based on class A units of the fund since the fund's inception date. The actual results for class F units should be substantially similar to above units.

Supplemental statistics are calculated using the FTSE TMX Canada Bond Universe Index.



## Geoff Castle, MBA

Lead Portfolio Manager

Geoff Castle is the Lead Portfolio Manager of Pender's Fixed Income portfolios and has managed the Pender Corporate Bond Fund since September 2015. He has over two decades of investing experience in both public mutual funds, as well as industry experience in trade credit and management consulting. His area of expertise is in fundamental business analysis and valuation which he applies to credit markets to find enhanced yield or price appreciation opportunities in situations where substantial margins of safety exist. Geoff holds a Bachelor of Arts degree from UBC and an MBA from the Richard Ivey School of Business at the University of Western Ontario.



## Parul Garg, MBA

Associate Portfolio Manager

Parul Garg is the Associate Portfolio Manager for the Pender Corporate Bond Fund and the Portfolio Manager of the Pender Credit Opportunities Fund, Limited Partnership I. She started her career as a Software Engineer, before transitioning to Fixed Income. Parul is a specialist in stressed and distressed credits and is known for her meticulous evaluation and strong focus on risk mitigation. She conducts thorough assessments of company value, credit risk and liquidation value, tailoring her analysis to the unique risks of each credit investment. Parul has a Bachelors of Technology in Civil Engineering from NIT Surat in India, a Masters of Business Administration from the Beedie School of Business at Simon Fraser University and has completed CFA Level 1. She also sits on the Steering Committee for the Vancouver chapter of Women in Capital Markets.



## Emily Wheeler, CFA

Portfolio Manager

Emily Wheeler is a Portfolio Manager working on the Pender Corporate Bond Fund and the Pender Bond Universe Fund. Prior to joining Pender, Emily worked for a Vancouver based investment management firm that ran mandates including value, fixed income, growth and several alternative strategies. She began her career there in 2004 where she traded equities, fixed income, options and currency for the firm's growth, value, fixed income and an alternative strategy mandate and most recently held the title of Portfolio Manager working with the firm's value and high yield teams. Emily holds a Bachelor of Arts degree from the University of British Columbia. She is a CFA charterholder and a member of CFA Society Vancouver.



## Carl Davies


Fixed Income Analyst

Carl Davies is a Fixed Income Analyst on the Pender Corporate Bond Fund. While completing his Bachelor of Business Administration (Finance) from Simon Fraser University, Carl participated in the Beedie Endowment Asset Management (BEAM) program and completed internships with several financial and investment firms. Prior to joining Pender, he worked with QuadReal Property Group in Vancouver on their international portfolio management team.



SHORTCUTS TO OUR

# Latest Updates



## News

---

[READ HERE](#)



## Podcasts

---


[LISTEN HERE](#)



## Commentaries

---

[READ HERE](#)



## Articles

---

[READ HERE](#)

# For More Information



**Ben Myers**  
Regional Vice President  
Ontario  
+1 647 203 2736  
bmyers@penderfund.com



**Patrick Hogan**  
Regional Vice President  
Alberta & Manitoba  
+1 780 850 4999  
phogan@penderfund.com



**Lucy Nair**  
Manager  
Inside Sales  
+1 778 945 1147  
lnair@penderfund.com



**Georgia Cleland**  
Business Development Manager  
Ontario  
+1 437 423 7039  
gcleland@penderfund.com



**Rupina Baek**  
Business Development Manager  
BC & Saskatchewan  
+1 778 681 0710  
rbaek@penderfund.com



**Ian Collins**  
Vice President  
Business Development  
+1 604 219 9598  
icollins@penderfund.com



**Josh Rowland, CFA**  
Regional Vice President  
Ontario  
+1 905 439 0369  
jrowland@penderfund.com



**Laurent Galarneau**  
Regional Vice President  
Quebec  
+1 514 835 8423  
lgalarneau@penderfund.com



**Sara Embury**  
Regional Vice President  
BC & Saskatchewan  
+1 604 630 5450  
sembury@penderfund.com



**Michael Young, CFA**  
Regional Sales Manager  
Southwest Ontario  
+1 437 238 4589  
myoung@penderfund.com



**Matthew MacDonald**  
Business Development Manager  
BC & Calgary  
+1 778 628 0534  
mmaacdonald@penderfund.com





Pender was founded in 2003 and is an independent, employee-owned investment firm located in Vancouver, British Columbia.

Our goal is to protect and grow wealth for our investors over time. We have a talented investment team of expert analysts, security selectors and independent thinkers who actively manage our suite of differentiated investment funds, exploiting inefficient parts of the investing universe to achieve our goal.

---

This brochure is subject to the Disclaimer found here: [www.penderfund.com/disclaimer](http://www.penderfund.com/disclaimer)

Standard Performance Data for Pender Funds may be found here:  
Equity Funds: [www.penderfund.com/equity](http://www.penderfund.com/equity)  
Fixed Income Funds: [www.penderfund.com/fixed-income](http://www.penderfund.com/fixed-income)  
Balanced Funds: [www.penderfund.com/balanced](http://www.penderfund.com/balanced)  
Liquid Alternative Funds: [www.penderfund.com/liquid-alternative-funds](http://www.penderfund.com/liquid-alternative-funds)

Standard Performance Information for Funds that have been launched within the last 12 months will be available one year after inception.

For more information on Pender Ventures please visit: [www.penderventures.com](http://www.penderventures.com)

© Copyright PenderFund Capital Management Ltd. All rights reserved.



[PENDERFUND.COM](http://PENDERFUND.COM)



KNOW YOUR PRODUCT – PENDER BOND UNIVERSE FUND – CLASS F