



Forward thinking. Finding value.

# LIQUID ALTERNATIVE MARCH 2024 / CLASS A Pender Alternative Arbitrage Fund

NET ASSET VALUE	AS OF MAR 31/24
Class A	\$9.68
Fund Beta	0.56
Total Net Assets of Fund	\$20.94M

## FUND FACTS

Asset Class	Alternative Merger Arbitrage
Inception Date	September 8, 2021
Valuations / Distributions	Daily / Annually in December
Risk Rating	Low

## FUND OVERVIEW

Legal Counsel	Lawson Lundell LLP
Fund Admin	CIBC Mellon
Auditor	KPMG LLP

## FUND INFO

CLASS	CODES	US CODES
Class A	PGF 2100	-
Class F	PGF 2110	PGF 2111
Class H	PGF 2140	-
Class I	PGF 2150	PGF 2151
	MGMT FEE	MER before performance fee*
Class A	1.80%	2.46%
Class F	0.80%	1.41%
Class H	1.50%	2.10%
Class I	0.65%	1.24%
Performance Fee	15% of the amount by which the total return of the class of units exceeds its high-water mark.	

\*MERs as at 2023-12-31

The Fund is subject to a performance fee. Please refer to penderfund.com for the 'MER including performance fee'.

## MINIMUM INVESTMENT

	INITIAL	SUBSEQUENT
Class F	\$5,000	\$100
Class I	\$100,000	\$100

The **Pender Alternative Arbitrage Fund** aims to produce consistent and low volatility absolute returns by investing primarily in merger arbitrage opportunities. This low-risk strategy can be used to provide diversification benefits to clients with low correlation to traditional equity and fixed income investments.

## PERFORMANCE (%)

1 Mo.	3 Mo.	6 Mo.	1 Year	2 Year	SINCE INCEPTION
0.7	0.8	1.4	1.1	1.6	2.4

## ANNUAL PERFORMANCE (%)

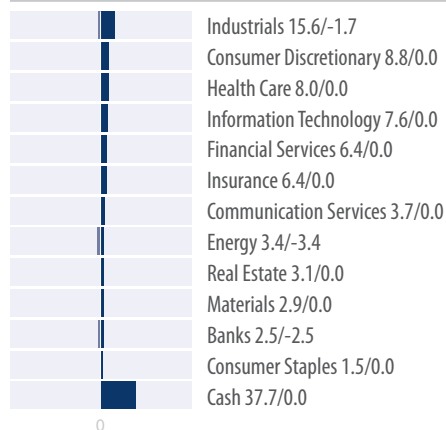
2022	2023	2024 YTD
2.8	0.5	0.8

## DISTRIBUTIONS (\$)

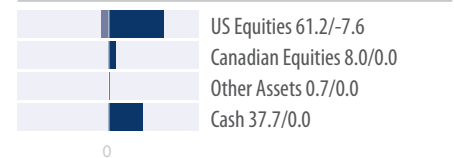
2021	2022	2023	SINCE INCEPTION
0.02	0.33	0.59	0.94

Since inception returns and distributions are from September 2021. All returns greater than a year are annual compounded returns.

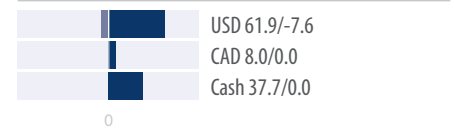
## SECTOR ALLOCATION (%) Long/Short



## ASSET ALLOCATION (%) Long/Short



## CCY ALLOCATION (%) Long/Short



## RESTRICTIONS (%)

	ACTUAL	LIMIT (NAV)
Gross Leverage	115.3	300
Short Sales	7.6	50

## TOP 10 HOLDINGS (%) Short

Exxon Mobil Corporation	-1.6
Kodiak Gas Services, Inc.	-1.6
Star Bulk Carriers Corp.	-1.5
Atlantic Union Bankshares Corporation	-1.4
Orrstown Financial Services, Inc.	-1.0
APA Corporation	-0.3
WillScot Mobile Mini Holdings Corp.	-0.2
Old National Bancorp	-0.1

## TOP 10 HOLDINGS (%) Long

Tricon Residential Inc.	3.1
Carrols Restaurant Group, Inc.	2.8
National Western Life Group, Inc.	2.6
mdf commerce inc.	2.6
Kaman Corporation	2.5
MediaValet Inc.	2.4
Daseke, Inc.	2.3
M.D.C. Holdings, Inc.	2.3
Vericity, Inc.	2.3
Haynes International, Inc.	2.3

penderfund.com



## PORTFOLIO MANAGER



### AMAR PANDYA, CFA

Amar began his investment career in 2011 in the Portfolio Management Training Program at a large global financial services company. He moved to pursue his passion for equities becoming an APM at a large-cap equity value firm before being drawn to Pender and the west coast in 2017. As an advocate of a contrarian value investing approach, Amar has expertise in event driven special situations with a primary focus on M&A and balance sheet driven special situations. He holds a Bachelor of Commerce degree in Finance (Honours) from the University of Manitoba. He earned his Chartered Financial Analyst designation in 2015.

## ABOUT PENDER

Pender was founded in 2003 and is an independent, employee-owned investment firm located in Vancouver, British Columbia. Our goal is to protect and grow wealth for our investors over time. We have a talented investment team of expert analysts, security selectors and independent thinkers who actively manage our suite of differentiated investment funds, exploiting inefficient parts of the investing universe to achieve our goal.

## GEOGRAPHY (%)

LOCATION	LONG+CASH	SHORT
United States	56.7	-7.6
Canada	8.1	0.0
International	5.1	0.0
Cash	37.7	0.0

## MARKET CAP (%)

	LONG+CASH	SHORT
Small	34.3	0.0
Mid	15.3	-4.7
Micro	14.4	-1.0
Nano	2.9	0.0
Large	2.4	-0.3
Non Public Equity	0.6	0.0
Mega	0.0	-1.6
Cash	37.7	0.0

## VALUE PROPOSITION

- A market-neutral strategy aiming for consistent and steady absolute returns.
- Leverages Pender's proven expertise in identifying and analyzing M&A targets.
- Returns are tax efficient, primarily in the form of capital gains as opposed to interest income.

## PORTFOLIO FIT

- Designed to be a low-risk strategy maintaining low volatility and drawdowns.
- Merger arbitrage has provided historically low correlation to traditional asset classes such as equities and fixed income.
- An alternative to fixed income and complement to equity allocations.

### Alternative to Traditional Allocations

FIXED INCOME EQUITY



**PENDER**  
ALTERNATIVE  
ARBITRAGE FUND

PenderFund Capital Management Ltd.  
1830-1066 West Hastings Street,  
Vancouver, BC V6E 3X2

Toll Free: 1-866-377-4743  
Tel: (604) 688-1511 Fax: (604) 563-3199

**PENDER**

Forward thinking. Finding value.

Commissions, trailing commissions, management fees and expenses plus applicable taxes all may be associated with mutual fund investments. Please read the simplified prospectus before investing. The indicated rates of return are the historical annual compounded total returns including changes in net asset value and assumes reinvestment of all distributions and are net of all management and administrative fees, but do not take into account sales, redemption or optional charges or income taxes payable by any security holder that would have reduced returns. Mutual funds are not guaranteed, their values change frequently and past performance may not be repeated. Where the performance of a particular class of a fund is displayed, other classes are available and fees and performance may differ in those other classes. This commentary is intended for information purposes only and does not constitute an offer to buy or sell our products or services nor is it intended as investment and/or financial advice on any subject matter and is provided for your information only. Every effort has been made to ensure the accuracy of its contents.