

PENDER

LIQUID ALTERNATIVES

PENDER ALTERNATIVE ARBITRAGE PLUS FUND

Know Your Product



Signatory of:

PENDERFUND.COM

 **PRI** | Principles for
Responsible
Investment


Responsible Investment Association

This document contains key information you should know about Pender Alternative Arbitrage Plus Fund. You can find more detailed information in the fund's simplified prospectus. Ask your representative for a copy, contact PenderFund Capital Management Ltd. (Pender) at 1-866-377-4743 or info@penderfund.com or visit www.penderfund.com.

Before you invest in any fund, consider how it would work with your other investments and your tolerance for risk.

This mutual fund is an alternative mutual fund. It is permitted to invest in asset classes or use investment strategies that are not permitted for conventional mutual funds. The specific strategies that differentiate this fund from conventional mutual funds include: increased use of derivatives for hedging and non-hedging purposes; increased ability to sell securities short; the ability to borrow cash to use for investment purposes; and increased ability to invest in physical commodities. While these strategies will be used in accordance with the fund's investment objectives and strategies, during certain market conditions they may accelerate the pace at which your investment decreases in value.

Quick facts

Fund code:	PGF2210	Fund manager:	PenderFund Capital Management Ltd.
Date class started:	August 29, 2022	Portfolio manager(s):	Amar Pandya, CFA, PenderFund Capital Management Ltd.
Total value of the fund on April 30, 2023:	\$16.5 million	Distributions:	Net income and net capital gains annually. Automatically reinvested in additional units; cash upon request.
Management expense ratio (MER):	0.00%	Minimum investment:	\$5,000 initial, \$100 additional

What does the fund invest in?

The fund invests primarily in North American securities. The fund may also invest in foreign and other securities. The fund will use alternative investment strategies including the use of leverage. The leverage will be created through the use of cash borrowings, short sales and derivative contracts. The fund's leverage must not exceed 300% the fund's net asset value. The leverage will be calculated in accordance with the methodology prescribed by securities laws.

The charts below give you a snapshot of the fund's investments on April 30, 2023. The fund's investments will change.

Top 10 investments - (April 30, 2023)

1. Maxar Technologies Inc.
2. Radius Global Infrastructure, Inc.
3. Home Capital Group Inc.
4. Cvent Holding Corp.
5. Berkshire Grey, Inc.
6. INDUS Realty Trust, Inc.
7. Focus Financial Partners Inc.
8. Uni-Select Inc.
9. Kimball International, Inc.
10. Sisecam Resources LP

Total percentage of top 10 investments

Total number of investments

5.2%
4.8%
4.8%
4.5%
4.2%
4.2%
4.1%
4.1%
4.0%
3.9%
43.8%
82

Investment mix - (April 30, 2023)

Financial Services	40.7%
Industrials	26.0%
Information Technology	22.1%
Health Care	16.3%
Materials	7.7%
Communication Services	6.6%
Energy	4.5%
Real Estate	4.2%
Consumer Discretionary	4.1%
Insurance	3.5%
Banks	2.5%
Cash	-38.2%

How risky is it?

The value of the fund can go down as well as up. You could lose money. One way to gauge risk is to look at how much a fund's returns change over time. This is called "volatility".

In general, funds with higher volatility will have returns that change more over time. They typically have a greater chance of losing money and may have a greater chance of higher returns. Funds with lower volatility tend to have returns that change less over time. They typically have lower returns and may have a lower chance of losing money.

Risk rating

Pender has rated the volatility of Class F of the fund as low.

This rating is based on how much the fund's returns have changed from year to year. It doesn't tell you how volatile the fund will be in the future. The rating can change over time. A fund with a low risk rating can still lose money.



For more information about the risk rating and specific risks that can affect the fund's returns, see the section titled "What is a Mutual Fund and What are the Risks of Investing in a Mutual Fund" in the fund's simplified prospectus.

No guarantees

Like most mutual funds, this fund doesn't have any guarantees. You may not get back the amount of money you invest.

How has the fund performed?

This section tells you how Class F units of the fund have performed since inception. Returns are after expenses have been deducted. These expenses reduce the fund's returns.

YEAR-BY-YEAR RETURNS

Performance information for this class is not available because it has been in operation for less than one completed calendar year.

BEST and WORST 3-MONTH RETURNS

Performance information for this class is not available because it has been in operation for less than one completed calendar year.

AVERAGE RETURN

Performance information for this class is not available because it has been in operation for less than one completed calendar year.

Who is this fund for?

This fund is suitable for investors who want to maximize the long-term growth potential of their capital. Investors in this fund should have a long-term investment time horizon and a low tolerance for investment risk. This fund is not suitable for those who have a short or medium time horizon for their investment.

A word about tax

In general, you pay income tax on your share of the fund's earnings and on any gains you realize from redeeming your investment. The amount of tax depends on the tax rules and rates that apply to you, and whether you hold the fund in a registered plan, such as an RRSP or TFSA.

Keep in mind that if you hold your fund in a non-registered account, fund distributions are included in your taxable income, whether you get them in cash or have them reinvested.

How much does it cost?

The following tables show the fees and expenses you could pay to buy, own and sell Class F units of the fund. The fees and expenses – including any commissions – can vary among classes of a fund and among funds. Higher commissions can influence representatives to recommend one investment over another. Ask about other funds and investments that may be suitable for you at a lower cost.

1. SALES CHARGES

There are no sales charges for Class F units of the fund.

2. FUND EXPENSES

You don't pay these expenses directly. They affect you because they reduce the fund's returns. Pender waived some of the fund's expenses. If it had not done so, the MER would have been higher. The fund's expenses are made up of management fees, administration expenses and trading costs, exclusive of taxes. The Class F annual management fee is 0.80% and its administration fee is 0.50% of the class' value, exclusive of taxes. The fund will pay to the Manager a performance fee in relation to Class F units that is equal to 15% of the amount by which the total return of the Class F units exceeds its high-water mark for the period since the performance fee was last paid, exclusive of taxes. The performance fee is calculated as described in the Simplified Prospectus on a daily basis and paid annually. As of December 31, 2022, the expenses of Class F were 1.56% of the value of this class. This equals \$15.60 for every \$1,000 invested. Class F performance fee was waived at December 31, 2022.

	Annual rate (as a % of the class' value)
Management expense ratio (MER)	0.00%
This is the total of the fund's management fee (including, if applicable, the trailing commission) and administration fee.	
Trading expense ratio (TER)	1.56%
These are the fund's trading costs for this class.	
Fund expenses	1.56%

More about the trailing commission

No trailing commission is paid by Pender to your representative's firm in respect of Class F securities.

3. OTHER FEES

You may have to pay other fees when you buy, hold, sell or switch units of the fund.

Fee	What you pay
Short-term trading fee	You may be charged up to 2.00% of the value of units you sell or switch within 30 days of buying them. This fee goes to the fund.
Switch fee	Your representative's firm may charge you up to 2.00% of the value of units you switch to another class of the fund or to another fund managed by Pender.
Fee-based account fee	You may pay a fee-based account fee, which is negotiated between you and your representative, and paid directly to your representative's firm. Investors who purchase this class of the fund generally participate in an eligible fee-based program with their representative's firm.

What if I change my mind?

Under the securities law in some provinces and territories, you have the right to:

- withdraw from an agreement to buy mutual fund units within two business days after you receive a simplified prospectus or Fund Facts document; or
- cancel your purchase within 48 hours after you receive confirmation of the purchase.

In some provinces and territories, you will also have the right to cancel a purchase, or in some jurisdictions, claim damages, if the simplified prospectus, annual information form, Fund Facts document; or financial statements contain a misrepresentation. You must act within the time limit set by the securities law in your province or territory.

For more information, see the securities law of your province or territory or ask a lawyer.

For more information

Contact Pender or your representative for a copy of the fund's simplified prospectus and other disclosure documents. These documents and the Fund Facts make up the fund's legal documents, which can be found on our website at www.penderfund.com or on the SEDAR website at www.sedar.com.

PenderFund Capital Management Ltd.
1066 W. Hastings St., Suite 1830
Vancouver, BC V6E 3X2
Toll Free: 1-866-377-4743
Fax: 604-563-3199
Email: info@penderfund.com
www.penderfund.com

To learn more about investing in mutual funds, see the brochure **Understanding mutual funds**, which is available on the website of the Canadian Securities Administrators at www.securities-administrators.ca.



Forward thinking. Finding value.

NET ASSET VALUE	AS OF DEC 31/23
Class A	\$10.05
Class F	\$10.16
Class I	\$10.24
Class F (USD)	\$10.23
Class I (USD)	\$10.25
Total Net Assets of Fund	\$16.82 M

FUND FACTS

Asset Class	Alternative Merger Arbitrage
Inception Date	September 1, 2022
Valuation Frequency	Daily
Risk Rating	Low
Eligibility	Canada-wide, Registered Plans
Distributions	DRIP annually, cash optional

FUND OVERVIEW

Legal Counsel	Lawson Lundell LLP
Fund Admin	CIBC Mellon
Auditor	KPMG LLP

FUND INFO

CLASS	CODES	US CODES
Class A	PGF 2200	-
Class F	PGF 2210	PGF 2211
Class I	PGF 2250	PGF 2251
	MGMT FEE	MER before performance fee*
Class A	1.80%	2.42%
Class F	0.80%	1.37%
Class I	0.65%	1.21%
Performance Fee	15% of the amount by which the total return of the class of units exceeds its high-water mark for the period since the performance fee was last paid.	

*MERs as at 2023-06-30.

The Fund is subject to a performance fee. Please refer to penderfund.com for the 'MER including performance fee'.

MINIMUM INVESTMENT

	INITIAL	SUBSEQUENT
Class A/F Class F (USD)	\$5,000	\$100
Class I Class I (USD)	\$100,000	\$100

LIQUID ALTERNATIVE

DECEMBER 2023 / CLASS F

Pender Alternative Arbitrage Plus Fund

The **Pender Alternative Arbitrage Plus Fund** aims to produce consistent and low volatility absolute returns by investing primarily in merger arbitrage opportunities. This low-risk strategy aims to enhance returns by using leverage and can be used to provide diversification benefits to clients with low correlation to traditional equity and fixed income investments.

PERFORMANCE (%)

1 Mo.	3 Mo.	6 Mo.	1 Year	SINCE INCEPTION
1.6	0.6	1.0	0.5	1.3

ANNUAL PERFORMANCE (%)

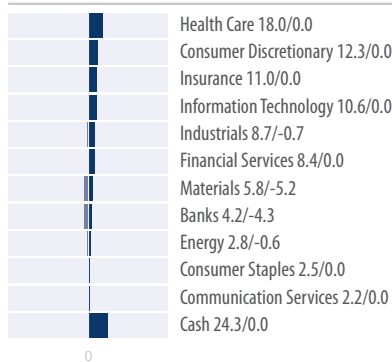
2023 YTD
0.5

DISTRIBUTIONS (\$)

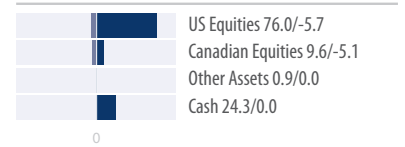
2022	SINCE INCEPTION
0.02	0.02

Since inception returns and distributions are from Sep 2022. All returns greater than a year are annual compounded returns.

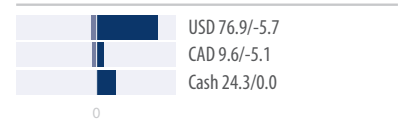
SECTOR ALLOCATION (%) Long/Short



ASSET ALLOCATION (%) Long/Short



CCY ALLOCATION (%) Long/Short



RESTRICTIONS (%)

	ACTUAL	LIMIT (NAV)
Leverage	-10.8	300
Short Sales	-10.8	100

GEOGRAPHY (%)

LOCATION	LONG+CASH	SHORT
United States	64.2	-5.7
International	12.7	0.0
Canada	9.6	-5.1
Cash	24.3	0.0

MARKET CAP (%)

	LONG+CASH	SHORT
Small	40.5	-4.2
Mid	22.7	-6.6
Micro	14.8	0.0
Large	4.7	0.0
Nano	3.8	0.0
Cash	24.3	0.0

TOP 10 HOLDINGS (%) Long

American Equity Investment	
Life Holding Company	3.8
National Western Life Group, Inc.	3.7
ImmunoGen, Inc.	3.6
NeoGames S.A.	3.6
Vericity, Inc.	3.4
Chico's FAS, Inc.	3.3
Logistec Corporation	3.2
Alteryx, Inc.	3.0
Marathon Gold Corporation	2.9
Karuna Therapeutics, Inc.	2.7

TOP 10 HOLDINGS (%) Short

Calibre Mining Corp.	-2.8
Atlantic Union Bankshares Corporation	-2.5
Old National Bancorp	-1.9
IAMGOLD Corporation	-1.6
Star Bulk Carriers Corp.	-0.7
Dundee Precious Metals Inc.	-0.6
Kodiak Gas Services, Inc.	-0.6

penderfund.com



PORTFOLIO MANAGER



AMAR PANDYA, CFA

Amar began his investment career in 2011 in the Portfolio Management Training Program at a large global financial services company. He moved to pursue his passion for equities becoming an APM at a large-cap equity value firm before being drawn to Pender and the west coast in 2017. As an advocate of a contrarian value investing approach, Amar has expertise in event driven special situations with a primary focus on M&A and balance sheet driven special situations. He holds a Bachelor of Commerce degree in Finance (Honours) from the University of Manitoba. He earned his Chartered Financial Analyst designation in 2015.

ABOUT PENDER

Pender was founded in 2003 and is an independent, employee-owned investment firm located in Vancouver, British Columbia. Our goal is to protect and grow wealth for our investors over time. We have a talented investment team of expert analysts, security selectors and independent thinkers who actively manage our suite of differentiated investment funds, exploiting inefficient parts of the investing universe to achieve our goal.

WHY USE LEVERAGE?

- Merger arbitrage has historically been a low-risk, low-volatility asset class that has delivered consistent, absolute returns with low-correlation to traditional assets.
- These characteristics make an arbitrage strategy well suited for leverage with the potential to enhance returns while increasing historical low volatility.
- The addition of leverage may potentially help provide higher real returns to investors in an elevated inflationary environment
- The Pender Alternative Arbitrage Plus Fund will target 1.5x to 2.0x the exposure of the Pender Alternative Arbitrage Fund and maintain the same holdings, investment process, and risk management practices

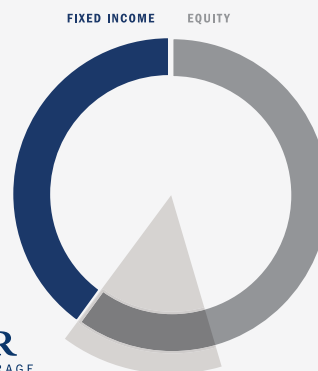
VALUE PROPOSITION

- A market-neutral strategy aiming for consistent and steady absolute returns.
- Leverages Pender's proven expertise in identifying and analyzing M&A targets.
- Returns are tax efficient, primarily in the form of capital gains as opposed to interest income.

PORTFOLIO FIT

- Designed to be a low-risk strategy maintaining low volatility and drawdowns.
- Merger arbitrage has provided historically low correlation to traditional asset classes such as equities and fixed income.
- An alternative to fixed income and complement to equity allocations.

Alternative to Traditional Allocations



PenderFund Capital Management Ltd.
1830-1066 West Hastings Street,
Vancouver, BC V6E 3X2

Toll Free: 1-866-377-4743
Tel: (604) 688-1511 Fax: (604) 563-3199

PENDER

Forward thinking. Finding value.

Commissions, trailing commissions, management fees and expenses plus additional taxes all may be associated with mutual fund investments. Please read the simplified prospectus before investing. Mutual funds are not guaranteed, their values change frequently and past performance may not be repeated. This communication is intended for information purposes only and does not constitute an offer to buy or sell our products or services nor is it intended as investment and/or financial advice on any subject matter and is provided for your information only. Every effort has been made to ensure the accuracy of its contents. Certain of the statements made may contain forward-looking statements, which involve known and unknown risk, uncertainties and other factors which may cause the actual results, performance or achievements of the Company, or industry results, to be materially different from any future results, performance or achievements expressed or implied by such forward-looking statements.

© PenderFund Capital Management Ltd. All rights reserved. December 31/23.

Pender Alternative Arbitrage Plus Fund

Additional Fund Information
Class F, December 31, 2023

NAV PER UNIT	
Class A	\$10.05
Class F	\$10.16
Class I	\$10.24

TOP 10 HOLDINGS	27.7%
American Equity Investment Life Holding Company	3.8%
National Western Life Group, Inc.	3.7%
ImmunoGem, Inc.	3.6%
NeoGames S.A.	3.6%
Vericity, Inc.	3.4%
Chico's FAS, Inc.	3.3%
Logistec Corporation	3.2%
Alteryx, Inc.	3.0%
Marathon Gold Corporation	2.9%
Calibre Mining Corp.	-2.8%

SUPPLEMENTAL INFORMATION	
Alpha	-4.45
Beta	0.53
Correlation	0.70
Sharpe	-0.81
Standard Deviation	4.32
Up Capture	40
Down Capture	75

Supplemental Information Statistics are calculated based on class A units of the fund since the fund's inception date. The actual results for class F units should be substantially similar to above units.

Supplemental statistics are calculated using the S&P/TSX Composite Index.



Amar Pandya, CFA


Portfolio Manager

- Investing since 2011
- Expert in event driven special situations
- Focus on M&A
- Joined Pender in 2017

Amar Pandya began his investment career in 2011 in the Portfolio Management Training Program at a large global financial services company. He moved to pursue his passion for equities becoming an APM at a large-cap equity value firm before being drawn to Pender and the west coast in 2017. As an advocate of a contrarian value investing approach, Amar has expertise in event driven special situations with a primary focus on M&A and balance sheet driven special situations. He holds a Bachelor of Commerce degree in Finance (Honours) from the University of Manitoba. He earned his Chartered Financial Analyst designation in 2015.


SHORTCUTS TO OUR

Latest Updates



News

[READ HERE](#)




Podcasts

[LISTEN HERE](#)



Commentaries

[READ HERE](#)



Articles

[READ HERE](#)



For More Information



Ben Myers
Regional Vice President
Ontario
+1 647 203 2736
bmyers@penderfund.com



Patrick Hogan
Regional Vice President
Alberta & Manitoba
+1 780 850 4999
phogan@penderfund.com



Lucy Nair
Manager
Inside Sales
+1 778 945 1147
lnair@penderfund.com



Georgia Cleland
Business Development Manager
Ontario
+1 437 423 7039
gcleland@penderfund.com



Rupina Baek
Business Development Manager
BC & Saskatchewan
+1 778 681 0710
rbaek@penderfund.com



Ian Collins
Vice President
Business Development
+1 604 219 9598
icollins@penderfund.com



Josh Rowland, CFA
Regional Vice President
Ontario
+1 905 439 0369
jrowland@penderfund.com



Laurent Galarneau
Regional Vice President
Quebec
+1 514 835 8423
lgalarneau@penderfund.com



Sara Embury
Regional Vice President
BC & Saskatchewan
+1 604 630 5450
sembury@penderfund.com



Michael Young, CFA
Regional Sales Manager
Southwest Ontario
+1 437 238 4589
myoung@penderfund.com



Matthew MacDonald
Business Development Manager
BC & Calgary
+1 778 628 0534
mmaacdonald@penderfund.com





Pender was founded in 2003 and is an independent, employee-owned investment firm located in Vancouver, British Columbia.

Our goal is to protect and grow wealth for our investors over time. We have a talented investment team of expert analysts, security selectors and independent thinkers who actively manage our suite of differentiated investment funds, exploiting inefficient parts of the investing universe to achieve our goal.

This brochure is subject to the Disclaimer found here: www.penderfund.com/disclaimer
Standard Performance Data for Pender Funds may be found here:

Equity Funds: www.penderfund.com/equity
Fixed Income Funds: www.penderfund.com/fixed-income
Balanced Funds: www.penderfund.com/balanced
Liquid Alternative Funds: www.penderfund.com/liquid-alternative-funds

Standard Performance Information for Funds that have been launched within the last 12 months will be available one year after inception.

For more information on Pender Ventures please visit: www.penderventures.com

© Copyright PenderFund Capital Management Ltd. All rights reserved.



PENDERFUND.COM



KNOW YOUR PRODUCT – PENDER ALTERNATIVE ARBITRAGE PLUS FUND – CLASS F