



Forward thinking. Finding value.

BALANCED

May 2022 / CLASS F

# Pender Enhanced Income Fund

NET ASSET VALUE	AS OF May 31/22
Class F	\$7.93
Current Yield (%)	3.02
Fund Beta	0.82
Active Share (%)	95.88
Total Holdings	44
Total Net Assets of Fund	\$39.23 Million

## FUND FACTS

Asset Class	Growth and Income Fund
Fund Inception	December 2019
Valuations	Daily
Eligibility	Canada-wide Registered Plans
Distributions	DRIP Monthly Cash Optional

## FUND INFO

	CODES	MER*
Class A	PGF 1000	2.30%
Class A1	PGF 1002	2.28%
Class F	PGF 1010	1.25%
Class F1	PGF 1012	1.26%
Class I	PGF 1050	1.10%

\*MERs are as at 2021-12-31

## MINIMUM INVESTMENT

	Initial Investment	Subsequent Investment
Class A1	\$5,000	\$100
Class F1	\$5,000	\$100
Class I	\$100,000	\$100

## FUND OVERVIEW

Legal Counsel	Lawson Lundell LLP
Fund Admin	CIBC Mellon
Auditor	KPMG LLP

## PORTFOLIO MANAGER(S)



PenderFund Capital Management Ltd.

Lead Manager:

Felix Narhi, CFA, Chief Investment Officer & Portfolio Manager

Co-Manager:

Geoff Castle, MBA, Portfolio Manager

The Pender Enhanced Income Fund is a conservatively managed balanced fund. The objective of the Fund is to generate income and long-term growth in value for unitholders. It was formed by the merger of the Vertex Growth Fund and the Vertex Fund, with the former Vertex Enhanced Income Fund and are now closely aligned to mirror the investment strategy of the Pender Strategic Growth and Income Fund.

## PERFORMANCE (%)

1 Mo.	3 Mo.	6 Mo.	1 Yr.	2 Yr.	SINCE INCEPTION
1.0	-3.4	-4.2	-1.8	25.7	8.1

## ANNUAL PERFORMANCE (%)

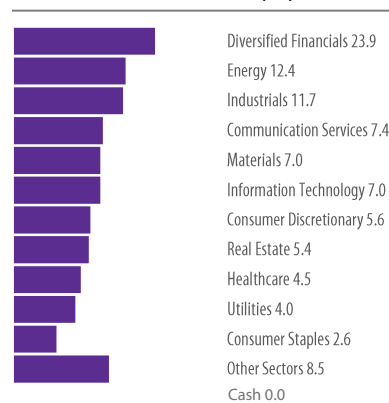
2020	2021	2022 YTD
-1.0	24.1	-5.4

## DISTRIBUTION (\$)

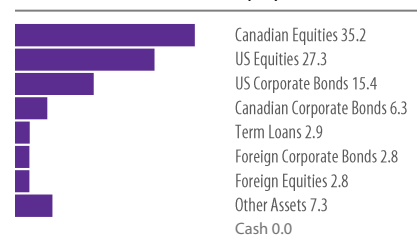
Nov 21	Dec 21	Jan 22	Feb 22	Mar 22	Apr 22	May 22	SINCE INCEPTION
0.04	0.02	0.05	0.03	0.04	0.03	0.04	0.92

Since Inception returns and distributions are from Dec 2019. All returns greater than a year are annual compounded returns.

## SECTOR ALLOCATION (%)



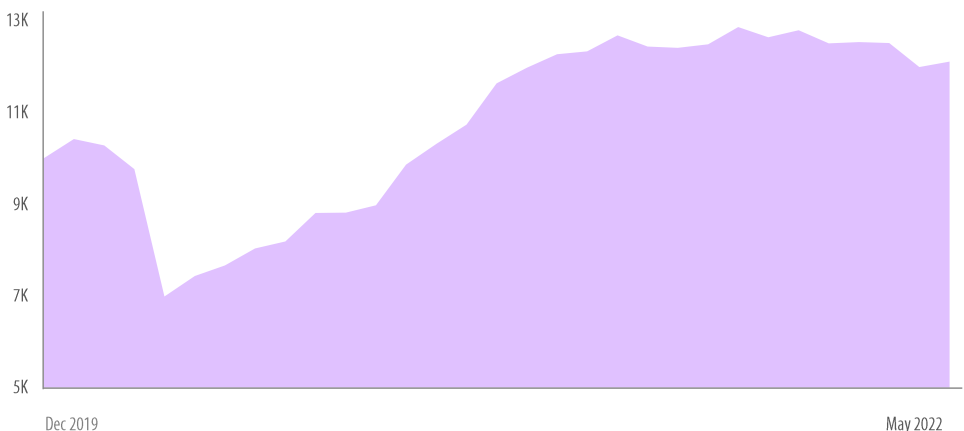
## ASSET ALLOCATION (%)



## CURRENCY ALLOCATION (%)



## GROWTH OF \$10K



## TOP 10 HOLDINGS

Pender Corporate Bond Fund PGF 530	The Pender Corporate Bond Fund is an income fund that is both conservatively managed to preserve capital, as well as opportunistic to generate returns.
Pender Small Cap Opportunities Fund PGF 340	The Pender Small Cap Opportunities Fund is an opportunistic, concentrated portfolio. The Fund is focused on undervalued small and microcap companies predominantly in Canada.
Brookfield Asset Management TSX:BAM.A	Brookfield Asset Management is an alternative asset manager and REIT/Real Estate Investment Manager firm focuses on real estate, renewable power, infrastructure and venture capital and private equity assets.
KKR & Co. Inc. NYSE:KKR	KKR & Co. Inc. is a private equity and real estate investment firm specializing in direct and fund of fund investments.
Northrop Grumman Corporation NYSE:NOC	Northrop Grumman Corporation operates as an aerospace and defense company worldwide.
Onex Corporation TSX:ONEX	Onex Corporation is a private equity firm specializing in acquisitions and platform acquisitions.
Pender Alternative Absolute Return Fund PGF 2030	The Pender Alternative Absolute Return Fund's objective is to maximize absolute returns over a complete market cycle by providing long-term capital growth and income, with low volatility of returns.
Texas Pacific Land Corporation NYSE:TPL	Texas Pacific Land Corporation engages in the land and resource management, and water services and operations businesses.
Altius Renewable Royalties Corp. TSX:ARR	Altius Renewable Royalties Corp., a renewable energy royalty company, engages in the acquisition and management of renewable energy investments and royalties in North America.
ARC Resources Ltd. TSX:ARX	ARC Resources Ltd. explores, develops, and produces crude oil, natural gas, and natural gas liquids in Canada.

Source: Capital IQ

## ABOUT PENDER

Pender was founded in 2003 and is an independent, employee-owned investment firm located in Vancouver, British Columbia. Our goal is to protect and grow wealth for our investors over time. We have a talented investment team of expert analysts, security selectors and independent thinkers who actively manage our suite of differentiated investment funds, exploiting inefficient parts of the investing universe to achieve our goal.

## PORTFOLIO MANAGER(S)

FELIX NARHI, CFA

Mr. Narhi is Chief Investment Officer and a Portfolio Manager at PenderFund. He began his investing career in 1999 and advocates a business-like approach to investing. Sound investing is the process of determining the value underlying a security and then buying it at a considerable discount to that value. The greatest challenge is to maintain the necessary balance between patience and discipline to buy only when prices are attractive and to sell when they are dear. Mr. Narhi holds a Bachelor of Commerce degree from the University of British Columbia. He earned his CFA designation in 2003 and is a member of CFA Society Vancouver.

GEOFF CASTLE, MBA

Mr. Castle began his investing career in 2000 and has experience in both public mutual funds and proprietary investment fund management for ultra-high net worth individuals. His background also includes more than five years of industry experience in trade credit and general corporate management. As a fixed income manager, his focus has been on seeking enhanced yield opportunities in situations where substantial margins of safety exist. Mr. Castle holds a Bachelor of Arts degree from UBC and an MBA from the Richard Ivey School of Business at the University of Western Ontario. He is a member of the CFA Institute.

PenderFund Capital Management Ltd.  
1830-1066 West Hastings, Street  
Vancouver, BC V6E 3X2

Toll Free: 1-866-377-4743  
Tel: (604) 688-1511 Fax: (604) 563-3199

**PENDER**

Forward thinking. Finding value.

Commissions, trailing commissions, management fees and expenses all may be associated with mutual fund investments. Please read the simplified prospectus before investing. The indicated rates of return are the historical annual compounded total returns including changes in net asset value and assumes reinvestment of all distributions and are net of all management and administrative fees, but do not take into account sales, redemption or optional charges or income taxes payable by any security holder that would have reduced returns. Mutual funds are not guaranteed, their values change frequently and past performance may not be repeated. Where the performance of a particular class of a fund is displayed, other classes are available and fees and performance may differ in those other classes. This commentary is intended for information purposes only and does not constitute an offer to buy or sell our products or services nor is it intended as investment and/or financial advice on any subject matter and is provided for your information only. Every effort has been made to ensure the accuracy of its contents. May 31/22.